











# Climbing Bench

Art. No. 4800



For symbol explanation see folding card at the back

-  1.80 m
-  4.05 x 1.95 m
-  26.20 m<sup>2</sup>
-  7.00 x 4.80 m
-  1.00 m
-  21
- 

Equipment  
Steel frame, hot-dip galvanised,  
with plastic cap,  
Seating made of plastic planks

