








Climbing Palm

Art. No. 4653



For symbol explanation see folding card at the back

-  6.00 m
-  5.80 x 11.80 m
-  97.20 m²
-  12.85 x 8.90 m
-  2.90 m
-  3.00 m³
-  35
- 